

Chain return components

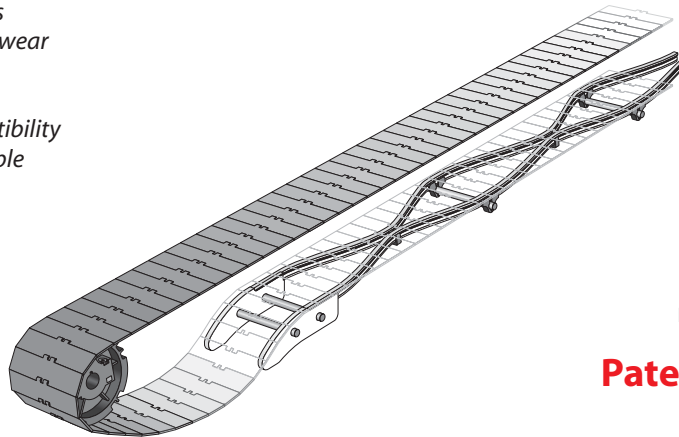
 Preferred type, readily available (codes marked in red)

SERPENTINE RETURN SYSTEM FOR CHAINS AND MODULAR BELTS

Characteristics:

- cost-effective/labor saving
- flexible design/standard parts
- trouble free/secure
- guaranteed materials
- long life/lower chain wear
- low/no maintenance
- stable at high speeds
- universal belt compatibility
- industry proven reliable

VALU
FLEX



Save
time and money

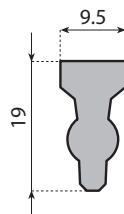
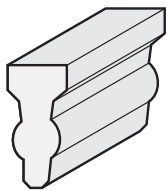


Polyethylene
UHMW



USA #5,190,145
D.G.M. #G9215240.6

Patented Simplicity!



Code

Ref.



19S00002-30M

VF-CR-3834-30M

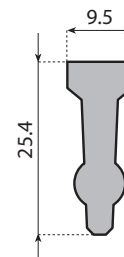
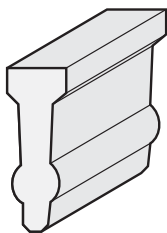
30 m

30 m

PE

White

STANDARD VALUFLEX PROFILE



Code

Ref.



19S00001-30M

VF-CR-38100-30M

30 m

30 m

PE

White

REINFORCED VALUFLEX PROFILE

Spreads out wear across chain!

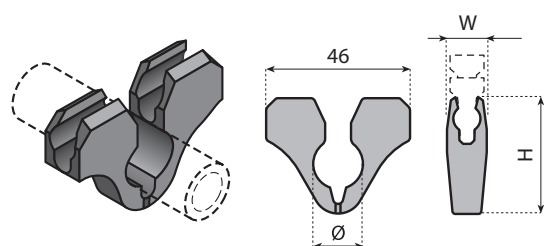
The ValuFlex system uses standardized parts that help reduce design and fabrication time. ValuFlex can be easily installed, new or retrofitted, without the use of special tools. The absence of moving parts means less noise, less wear, and significantly lower maintenance and replacement cost. The serpentine pattern distributes wear evenly across the belt surface. This extends the useful life of chains or belts and provides increased stability at higher speeds.

ValuFlex is also used as a light duty support grid for lightly loaded modular style belts, and can be used with other Valu Guide components as a hold down system for packaging tops, lids, or flaps.

Low friction ValuFlex UHMW serpentine profiles last for years without the need for lubrication or maintenance, and operate equally well in dry or wet environments.

Chain return components

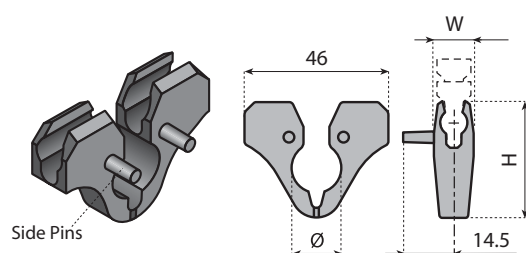
Preferred type, readily available (codes marked in red)



Code	Ref.	For rod Ø (mm)	H	W			
14S00002	VF-CRC-14M	14	33	11.5	n°10	POM	Black
14S00003	VF-CRC-16M	16	36	12.5			
14S00004	VF-CRC-18M	18	36	12.5			

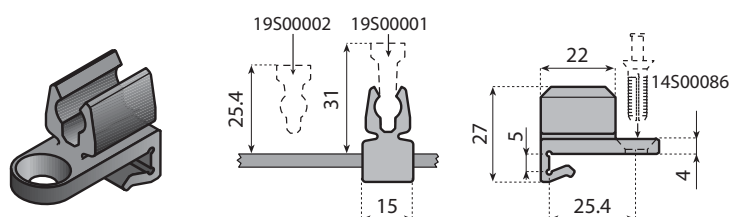


SNAPLOCK CLIPS



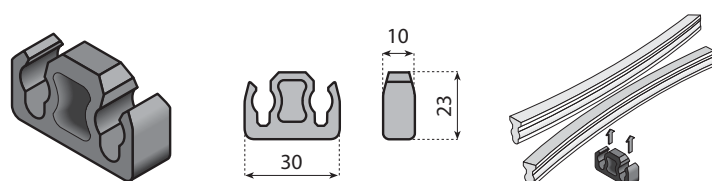
Code	Ref.	For rod Ø (mm)	H	W			
14S00089	VF-CRCP-12M	12	33	11.5	n°10	POM	Black
14S00005	VF-CRCP-14M	14	33	11.5			
14S00006	VF-CRCP-16M	16	36	12.5			
14S00007	VF-CRCP-18M	18	36	12.5			

SNAPLOCK CLIPS



Code	Ref.				
14S00001	VF-CRA-M	n°10	POM	Black	

SNAPLOCK CLIPS



Code	Ref.				
14S00008	VF-CRC-T	n°10	POM	Black	

PINCH LOCK CLIPS

Chain return components

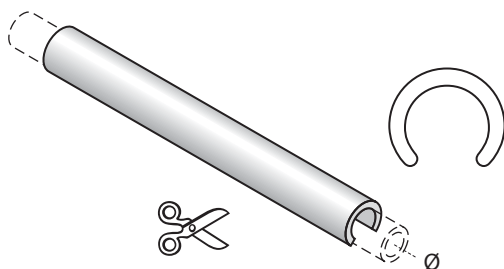
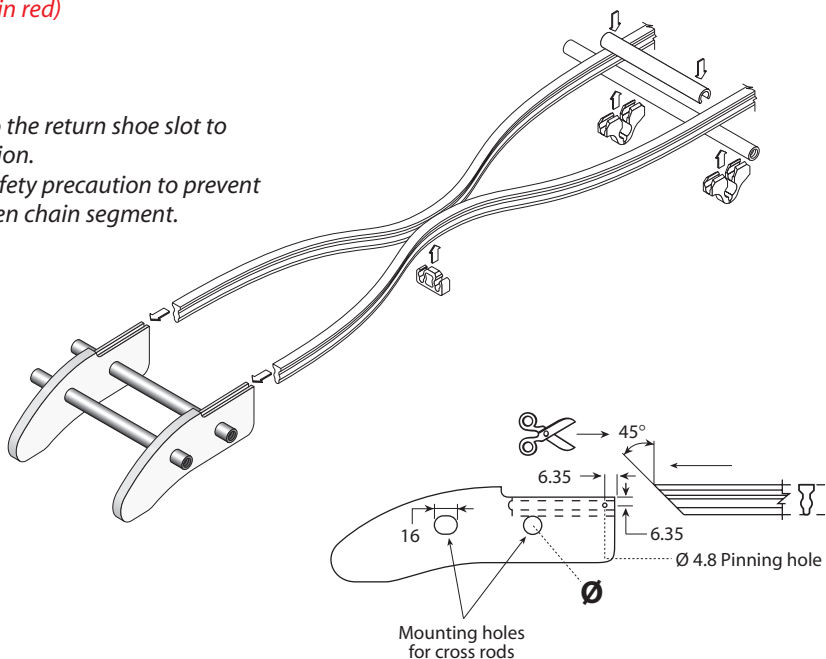
**VALUFLEX**






ValuFlex serpentine profiles slide into the return shoe slot to ensure a smooth, trouble-free transition.

Pinning the profile to the shoe is a safety precaution to prevent separation caused by a snag or broken chain segment.

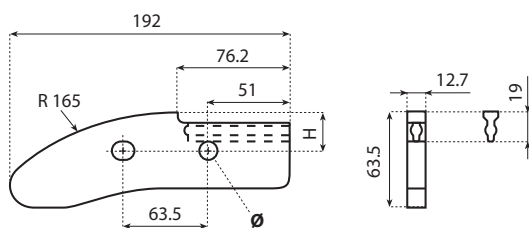




Polyethylene



Code	Ref.	 For rod Ø (mm)	 L		 Material	
19S00003-3M	VF-CRP-3M-14M	14				
19S00004-3M	VF-CRP-3M-16M	16	3 m	30 m	PE	White
19S00005-3M	VF-CRP-3M-18M	18				

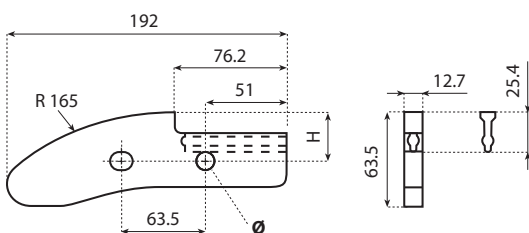
SPACER





Code	Ref.	For rod Ø (mm)	H		Material	
14S00012	VF-CRS-34-14M	14	26	2	PE	White
14S00013	VF-CRS-34-16M	16	27			
14S00014	VF-CRS-34-18M	18	28			

RETURN SHOES

for use with VF-CR-3834



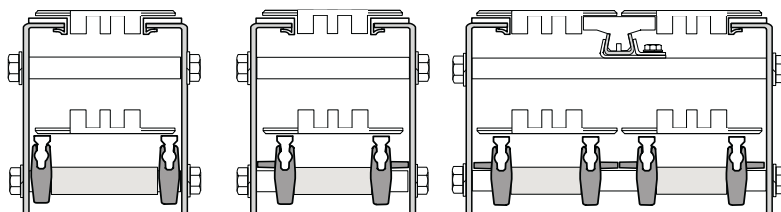
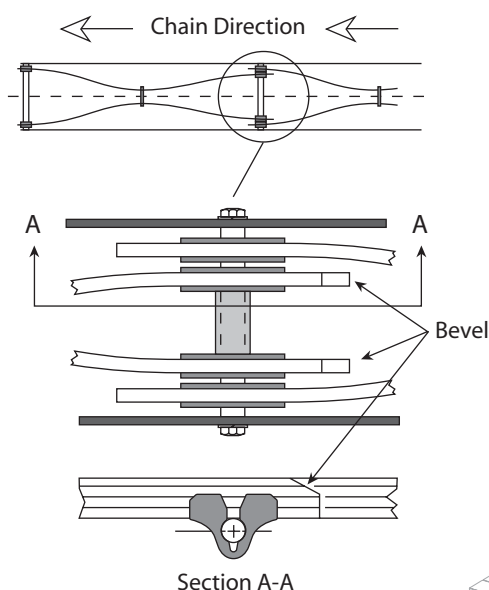
Code	Ref.	For rod Ø (mm)	H		Material	
14500009	VF-CRS-100-14M	14	32.5	2	PE	White
14500010	VF-CRS-100-16M	16	33.5			
14500011	VF-CRS-100-18M	18	34.5			

RETURN SHOES

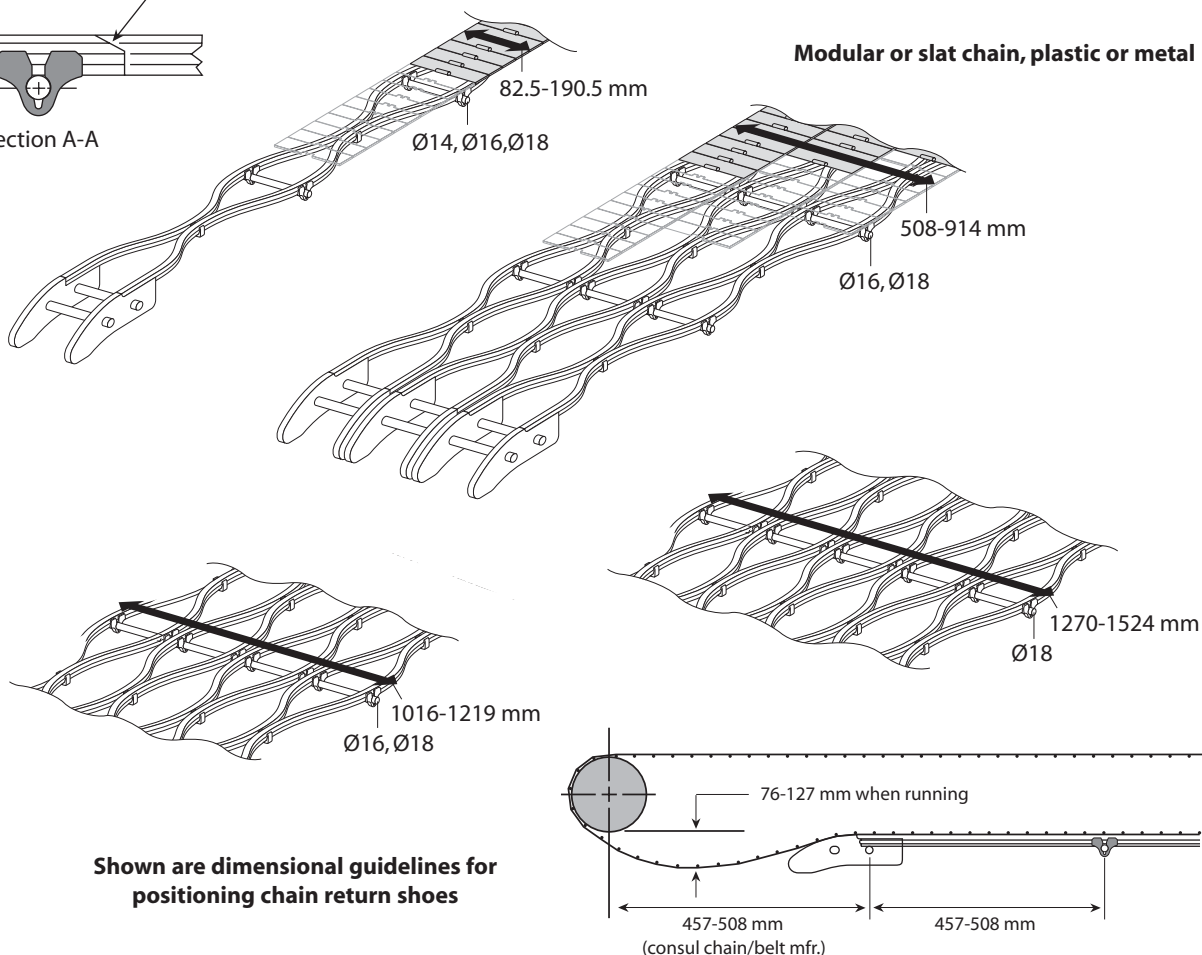
for use with VF-CR-38100

Chain return components

Splicing with the overlap method is quick and easy with ValuFlex.



Modular or slat chain, plastic or metal



Shown are dimensional guidelines for positioning chain return shoes

		Single Pair Max. Load			
		L (mm)	VF-34-30M	L (mm)	VF-100-30M
		300	18.89 Kg/m	300	36.21 Kg/m
		450	6.24 Kg/m	450	11.08 Kg/m
		600	3.59 Kg/m	600	5.77 Kg/m