

## 2250 BELTS WITH FLIGHTS

Our 2250 series modular plastic belts can now be equipped with flights to convey products up an incline. The flights can be integrated into Flat Top or Flush Grid belts and can be made in different FDA approved materials and in different colors.

The height of the flights is 2 inch, but also 1 inch and 3 inch height can be molded. The molded quality guarantees a smooth and hygienic product. It is easy to clean.

In order to facilitate a proper support of the belts in the return part of the conveyor, a belt can be made with side indents on the flights. The side indent can be 17, 34 or 51 mm with 51 mm being the standard indent. For wider belts it is even possible to have 1, 2 or 3 notches in between the flights.

The distance between 2 rows of flights can be made as required. You can just indicate the pitch between the rows that carry the flights.

### Example modules:

3 inch (76 mm) height



2 inch (51 mm) height



1 inch (25 mm) height



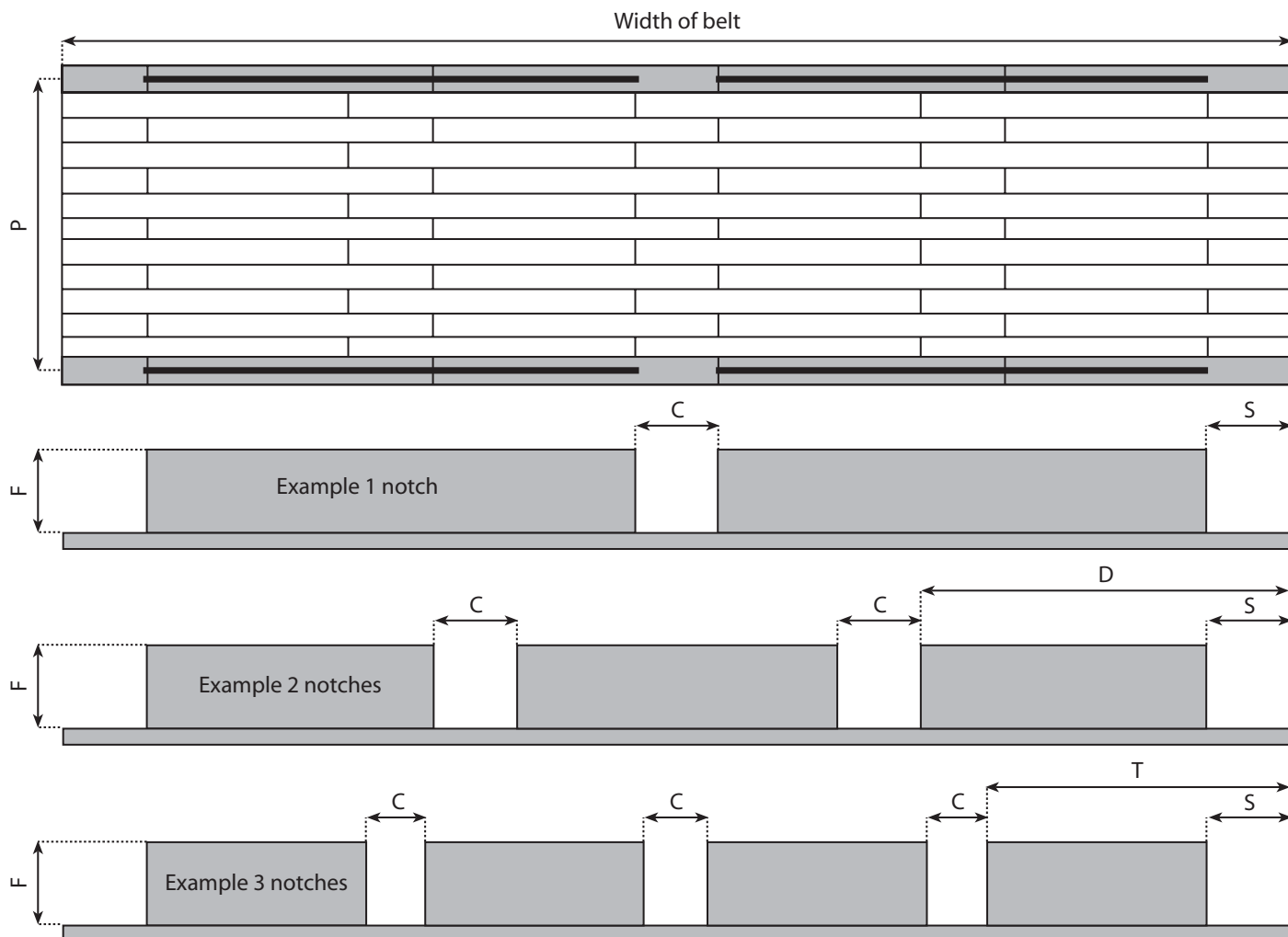
17 mm side indent



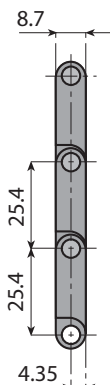
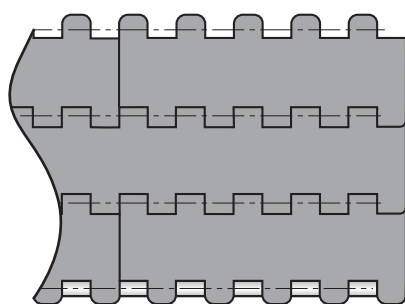
34 mm side indent



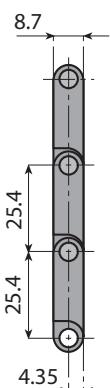
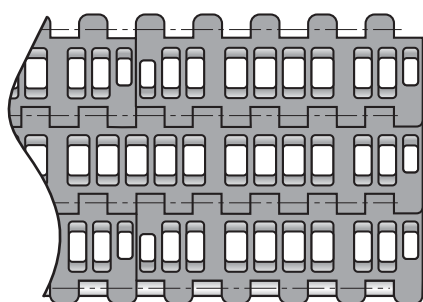
51 mm side indent



Flat Top



Flush grid



Below you see an example of a questionnaire. If you select the belt version and tick the boxes of the dimensions that you require, we know exactly what belt to produce!

Questionnaire belt with flights			
Series	<input type="checkbox"/> 2250		
Style	<input type="checkbox"/> Flat Top <input type="checkbox"/> Flush Grid		
Width in mm	<input type="checkbox"/> Standard: multiples of 85 mm <input type="text"/> <input type="checkbox"/> Special: multiples of 17 mm <input type="text"/>		
Material	<input type="checkbox"/> LFG (POM dark grey) <input type="checkbox"/> LFW (POM white) <input type="checkbox"/> PPW (PP white) <input type="checkbox"/> Different: Color: <input type="text"/>		
Height of flight [F]	<input type="checkbox"/> Preferred: 2 inch (51 mm) <input type="checkbox"/> 1 inch (25 mm) <input type="checkbox"/> 3 inch (76 mm; maximum) <input type="checkbox"/> Special different: <input type="text"/> mm		
Pitch of flights [P]	1 row of flights every: <input type="text"/> pitches		
Side indent [S]	<input type="checkbox"/> Standard: no side indent <input type="checkbox"/> Standard: 51 mm <input type="checkbox"/> 17 mm <input type="checkbox"/> 34 mm <input type="checkbox"/> Special different: <input type="text"/> mm		
Notch	<input type="checkbox"/> Standard: no side indent <input type="checkbox"/> Standard: 1 notch in centre <input type="checkbox"/> Special: 2 notches symmetrical <input type="checkbox"/> Special: 3 notches symmetrical		
Width of notch(es) [C] in mm	<input type="checkbox"/> Standard: multiples of 17 mm <input type="text"/> <input type="checkbox"/> Special different: <input type="text"/>		
Distance from side of outer notch to side of belt in mm	<input type="checkbox"/> 2 notches, distance D <input type="text"/> <input type="checkbox"/> 3 notches, distance T <input type="text"/>		