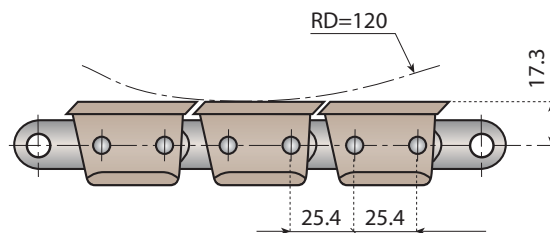
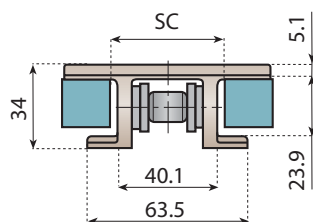

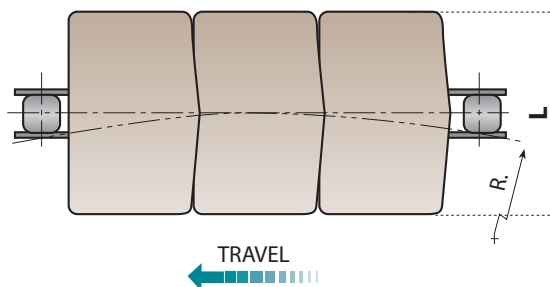


# SIDEFLEXING OVERLAPPING PLATE TOP CHAINS WITH BASE ROLLER CHAINS 25.4 mm (1") PITCH

1883



**"NOLU-S" CURVES  
ARE STRONGLY RECOMMENDED  
WITH THESE CHAINS!**



## Advantages:

- Overlapping flights reduce gap between flights and assure better product stability
- Improved safety because of the reduced flights gap on both the straight and curved sections of the conveyor

On request and for adequate quantities these chains can be produced in:

D
Grey Acetal Resin



Pages 4⇨7



Page 254



Page 262



Page 301



Pages 333⇨337

Chain - Ref.	Code	Material		Breaking load N	Width L		R min.	SC	Weight Kg/m
		Roller chain	Plate		mm	inch			
LF 1883 K325	<b>11850</b>	<b>C45</b>	<b>LF</b> Brown	55.000	82.5	3 ¼	715	44	3.44
XPG 1883 K325	<b>11851G</b>		<b>XPG</b> Dark Brown						
NG 1883 K325	<b>11852</b>		<b>NG</b> Green						

**Standard length:** 120 pitches (10 ft. - 3.048 m) 60 flights

Breaking Load according to Standard ISO 4348 - DIN 8153